

GUJARAT TECHNOLOGICAL UNIVERSITY
BE SEM- I / II Winter Examination-Dec.-2011

Subject code: 110010

Date: 26/12/2011

Subject Name: Mechanics of Solids

Time: 10.30 am -1.00 pm

Total marks: 70

Instructions:

1. Attempt any five questions.
2. Make suitable assumptions wherever necessary.
3. Figures to the right indicate full marks.

- Q.1** (a) A system of forces is made of two forces of equal magnitude. **07**
 Determine, using the triangle law of forces, the angle between two forces if magnitude of resultant force is equal to the magnitude of one of the forces.
- (b) Equilibrium of block is maintained by a pull P as shown in Fig.-1. The co efficient of friction between block and surface is 0.2. Determine the values of P for which the block remains in equilibrium. **07**

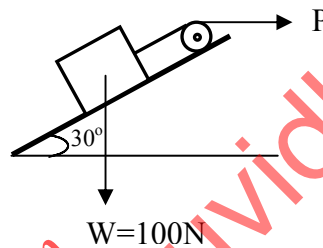


Fig.-1

- Q.2** (a) Define the modulus of elasticity, Poisson's ratio, modulus of rigidity **07**
 and bulk modulus. Explain homogeneous material, composite element and laminar element.
- (b) Determine the centroid of wire; bent as shown in Fig.-2. **07**

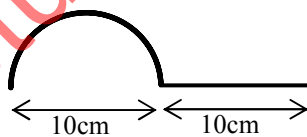


Fig.-2

- Q.3** A beam is loaded as shown in Fig.-3. **07**
- (i) Determine the reactions at supports, **03**
 - (ii) draw shear force diagram for the beam, **04**
 - (iii) draw bending moment diagram for the beam and determine magnitude of maximum bending moment. **04**

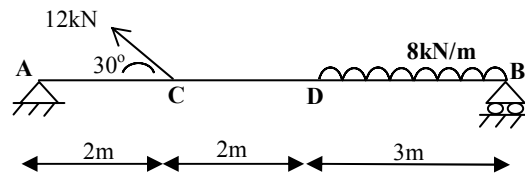


Fig.-3

- Q.4 A truss is loaded as shown in Fig.-4. Determine
- (i) the support reactions and 06
- (ii) internal forces in the members 08

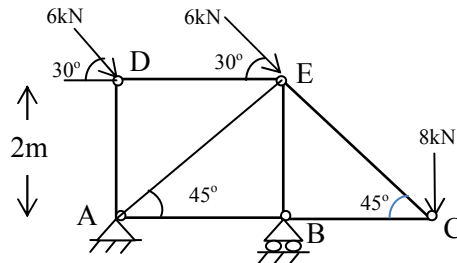


Fig.-4

- Q.5 (a) Determine the compressive stress developed in a punch of 10mm diameter, used to make a hole of 10mm diameter in 8mm thick mild steel plate. The shear strength of mild steel is 300MPa. 07
- (b) A member is formed by connecting end to end a 300mm long steel bar of 50mmx50mm square section with 300mm long aluminum bar of 100mmx100mm square section as shown in Fig.-5. Determine the axial push required to produce the total decrease in length of 0.2mm. Take $E_{\text{steel}}=2 \times 10^5 \text{MPa}$ and $E_{\text{aluminum}}=0.7 \times 10^5 \text{MPa}$. 07

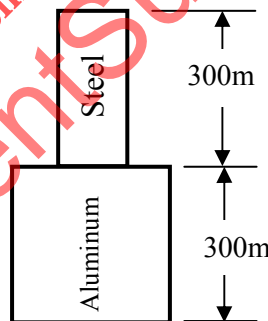


Fig.-5

- Q.6 (a) A Steel bar 16mm diameter and 3m long is subjected to an axial pull of 80kN. Determine the changed dimensions and volume of the bar. Take Young's Modulus as $2 \times 10^5 \text{MPa}$ and Poisson's ratio 0.3. 07
- (b) The normal stress on plane AA is 20N/mm^2 (tensile). If the principal stress in the material is limited to 60N/mm^2 (compressive), determine the allowable shear stress on plane AA. The normal stress on the planes perpendicular to plane AA is zero. 07
- Q.7 A section of beam as shown in Fig.-6 is subjected to a bending moment of 10kN.m about the major axis and a shear force of 20kN. (i) Determine the moment of inertia of the section about both the centroidal axis, 07

- (ii) draw bending stress distribution across the section and
(iii) draw shear stress distribution across the section.

03
04

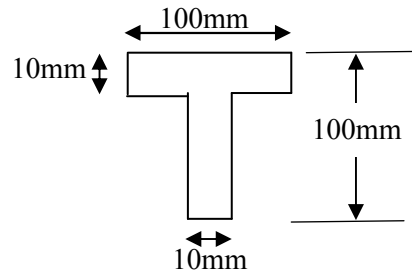


Fig.-6

downloaded from
StudentSuvidha.com